




**MINUTES OF COUNTY FINANCES
TREASURER'S REPORT**

IN THE MATTER OF COUNTY FINANCES
IN THE HANDS OF
MARY HORTON, TREASURER
OF JACKSON COUNTY, TEXAS

COMMISSIONERS' COURT
JACKSON COUNTY, TEXAS
IN REGULAR SESSION
NOVEMBER TERM 2019

IN ACCORDANCE with Section 114.026, Local Government Code, we, the undersigned, constituting the entire Commissioners' Court of said County, certify that on the 26th day of November 2019, at the Regular term of Court, we compared and examined the monthly report of Mary Horton, Treasurer of Jackson County, Texas, for October 2019, and finding the same correct, entered an order in the Minutes approving said report, which states total cash and other assets on hand as: \$7,424,120.44.



Jill S. Sklar, County Judge



Wayne Hunt, Commissioner Pct. #1

Wayne Bubela, Commissioner Pct. #2

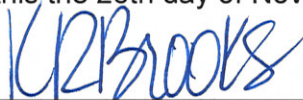


Johnny E. Belicek, Commissioner Pct. #3




Dennis Karl, Commissioner Pct. #4

SWORN TO AND SUBSCRIBED BEFORE ME, by Jill S. Sklar, County Judge, and County Commissioners of said Jackson County, each respectively, on this the 26th day of November A.D., 2019.



Attest: Katherine R. Brooks, County Clerk

FILED FOR RECORD THIS the 26th day of November A.D., 2019, and recorded on the 26th day of November A.D., 2019.



Katherine R. Brooks, County Clerk and
Ex-Officio Clerk of the Commissioners'
Court in and for Jackson County, Texas

By: _____
Deputy

		BEGINNING BALANCE	TOTAL DEBITS	TOTAL CREDITS	ENDING BALANCE	AVERAGE DAILY BALANCE
GENERAL						
10 -000-1020	CHANGE FUND/PETT	2,146.00	0.00	0.00	2,146.00	2,146.00
10 -000-1030	CASH IN BANK	42,200.75 *	3,696,366.12	3,668,324.90CR	70,241.97	496,326.98CR
10 -000-1034	CASH IN BANK -	9,426.67	8,948.20	8,674.67CR	9,700.20	4,039.76
10 -000-1040	CASH IN TEX POOL	258,759.69	420.08	0.00	259,179.77	258,773.24
10 -000-1042	CASH IN TEXAS CL	4,345,349.76	16,352.65	3,000,000.00CR	1,361,702.41	3,947,769.32
10 -000-1045	CASH IN T BILLS	0.00	0.00	0.00	0.00	0.00
10 -000-1046	CASH IN C.D.'S	18,227.72	0.00	0.00	18,227.72	18,227.72
10 -000-1051	CASH IN ESCROW-L	0.00	0.00	0.00	0.00	0.00
10 -000-1060	CASH IN MONEY MA	76,332.71	600,866.83	100,000.00CR	577,199.54	486,038.09
	FUND 10 TOTAL	4,752,443.30	4,322,953.88	6,776,999.57CR	2,298,397.61	4,220,667.15
PERMANENT IMPROVEMENT						
12 -000-1030	CASH IN BANK	22.87	216,595.36	216,350.00CR	268.23	17,934.33
12 -000-1040	CASH IN TEX POOL	0.00	0.00	0.00	0.00	0.00
12 -000-1042	CASH IN TEXAS CL	884,383.84	200,592.99	17,500.00CR	1,067,476.83	904,467.48
	FUND 12 TOTAL	884,406.71	417,188.35	233,850.00CR	1,067,745.06	922,401.81
COMMISSARY TELEPHONE						
15 -000-1030	CASH IN BANK	558.79	3,025.70	3,322.90CR	261.59	1,489.92
15 -000-1040	CASH IN TEXPOOL	0.00	0.00	0.00	0.00	0.00
15 -000-1042	CASH IN TEXAS CL	19,700.00	3,035.43	35.43CR	22,700.00	20,087.10
	FUND 15 TOTAL	20,258.79	6,061.13	3,358.33CR	22,961.59	21,577.02
DISTRICT ATTORNEY-HOT CHK						
17 -000-1030	CASH IN BANK	312.19	0.00	0.00	312.19	312.19
17 -000-1040	CASH IN TEX POOL	0.00	0.00	0.00	0.00	0.00
17 -000-1042	CASH IN TEXAS CL	7,200.00	12.77	12.77CR	7,200.00	7,200.00
	FUND 17 TOTAL	7,512.19	12.77	12.77CR	7,512.19	7,512.19
ELECTIONS ADMINISTRATION						
18 -000-1030	CASH IN BANK	4,055.02	0.00	0.00	4,055.02	4,055.02
18 -000-1042	CASH IN TEXAS CL	0.00	0.00	0.00	0.00	0.00
	FUND 18 TOTAL	4,055.02	0.00	0.00	4,055.02	4,055.02
FORFEITURE-DIST ATTORNEY						
19 -000-1030	CASH IN BANK	415.18	1,300.05	1,691.38CR	23.85	54.95

		BEGINNING BALANCE	TOTAL DEBITS	TOTAL CREDITS	ENDING BALANCE	AVERAGE DAILY BALANCE
19 -000-1040	CASH IN TEXPOOL	0.00	0.00	0.00	0.00	0.00
19 -000-1042	CASH IN TEXAS CL	295,582.68	523.98	1,300.00CR	294,806.66	295,264.10
	FUND 19 TOTAL	295,997.86	1,824.03	2,991.38CR	294,830.51	295,319.05
FORFEITURE-SHERIFF						
21 -000-1030	CASH IN BANK	280.46	0.17	198.06CR	82.57	204.02
21 -000-1040	CASH IN TEXPOOL	0.00	0.00	0.00	0.00	0.00
21 -000-1042	CASH IN TEXAS CL	53,196.58	94.43	0.00	53,291.01	53,199.63
	FUND 21 TOTAL	53,477.04	94.60	198.06CR	53,373.58	53,403.65
TECHNOLOGY FUND						
23 -000-1030	CASH IN BANK	1,221.32	3,157.20	8,300.00CR	3,921.48CR	553.09CR
23 -000-1040	CASH IN TEXPOOL	0.00	0.00	0.00	0.00	0.00
23 -000-1042	CASH IN TEXAS CL	2,098.00	2.84	2,002.84CR	98.00	1,581.87
	FUND 23 TOTAL	3,319.32	3,160.04	10,302.84CR	3,823.48CR	1,028.78
JUV PROB DISCRETIONARY						
24 -000-1030	CASH IN BANK	2,898.58	110.00	0.00	3,008.58	2,909.23
24 -000-1042	CASH IN TEXAS CL	0.00	0.00	0.00	0.00	0.00
	FUND 24 TOTAL	2,898.58	110.00	0.00	3,008.58	2,909.23
JUVENILE PROBATION GRANTS						
25 -000-1030	CASH IN BANK	757.84	45,726.11	45,999.27CR	484.68	7,134.47
25 -000-1040	CASH IN TEXPOOL	0.00	0.00	0.00	0.00	0.00
25 -000-1042	CASH IN TEXAS CL	526.79	34,006.61	0.00	34,533.40	4,914.10
	FUND 25 TOTAL	1,284.63	79,732.72	45,999.27CR	35,018.08	12,048.57
LAW LIBRARY						
26 -000-1030	CASH IN BANK	891.82	805.00	1,052.49CR	644.33	958.12
26 -000-1042	CASH IN TEXAS CL	8,300.00	1,014.89	14.89CR	9,300.00	8,429.03
	FUND 26 TOTAL	9,191.82	1,819.89	1,067.38CR	9,944.33	9,387.15
LEOSE-LAW ENF OFFICERS ED						
27 -000-1030	CASH IN BANK	301.20	0.00	0.00	301.20	301.20

		BEGINNING BALANCE	TOTAL DEBITS	TOTAL CREDITS	ENDING BALANCE	AVERAGE DAILY BALANCE
27 -000-1042	CASH IN TEXAS CL	2,775.00	4.94	4.94CR	2,775.00	2,775.00
	FUND 27 TOTAL	<u>3,076.20</u>	<u>4.94</u>	<u>4.94CR</u>	<u>3,076.20</u>	<u>3,076.20</u>
LIBRARY-MEMORIAL FUND						
28 -000-1030	CASH IN BANK	50.85	120.03	83.96CR	86.92	39.25
28 -000-1040	CASH IN TEXPOOL	6,018.43	409.79	450.00CR	5,978.22	6,012.29
28 -000-1042	CASH IN TEXAS CL	52,452.76	93.10	0.00	52,545.86	52,455.76
	FUND 28 TOTAL	<u>58,522.04</u>	<u>622.92</u>	<u>533.96CR</u>	<u>58,611.00</u>	<u>58,507.30</u>
RECORDS MGT- COUNTY CLERK						
29 -000-1030	CASH IN BANK	3,617.59	24,018.00	24,254.04CR	3,381.55	807.64CR
29 -000-1040	CASH IN TEXPOOL	0.00	0.00	0.00	0.00	0.00
29 -000-1042	CASH IN TEXAS CL	123,005.92	215.71	4,800.00CR	118,421.63	121,529.01
	FUND 29 TOTAL	<u>126,623.51</u>	<u>24,233.71</u>	<u>29,054.04CR</u>	<u>121,803.18</u>	<u>120,721.37</u>
RECORDS MGT - COUNTY						
30 -000-1030	CASH IN BANK	367.99	4,603.82	4,500.00CR	471.81	1,982.19CR
30 -000-1040	CASH IN TEXPOOL	0.00	0.00	0.00	0.00	0.00
30 -000-1042	CASH IN TEXAS CL	5,112.25	7.26	4,100.00CR	1,019.51	4,054.42
	FUND 30 TOTAL	<u>5,480.24</u>	<u>4,611.08</u>	<u>8,600.00CR</u>	<u>1,491.32</u>	<u>2,072.23</u>
RECORDS MGT - DIST CLERK						
31 -000-1030	CASH IN BANK	600.84	403.04	0.00	1,003.88	692.55
31 -000-1040	CASH IN TEXPOOL	0.00	0.00	0.00	0.00	0.00
31 -000-1042	CASH IN TEXAS CL	11,575.00	20.51	20.51CR	11,575.00	11,575.00
	FUND 31 TOTAL	<u>12,175.84</u>	<u>423.55</u>	<u>20.51CR</u>	<u>12,578.88</u>	<u>12,267.55</u>
SECURITY FUND						
32 -000-1030	CASH IN BANK	1,756.21	2,063.26	3,048.29CR	771.18	758.10
32 -000-1040	CASH IN TEXPOOL	0.00	0.00	0.00	0.00	0.00
32 -000-1042	CASH IN TEXAS CL	1,200.00	1.93	501.93CR	700.00	1,070.97
	FUND 32 TOTAL	<u>2,956.21</u>	<u>2,065.19</u>	<u>3,550.22CR</u>	<u>1,471.18</u>	<u>1,829.07</u>
CHILD ABUSE PREVENTION						
34 -000-1030	CASH IN BANK	303.44	120.00	0.00	423.44	330.05

		BEGINNING BALANCE	TOTAL DEBITS	TOTAL CREDITS	ENDING BALANCE	AVERAGE DAILY BALANCE
34 -000-1042	CASH IN TEXAS CL	0.00	0.00	0.00	0.00	0.00
	FUND 34 TOTAL	303.44	120.00	0.00	423.44	330.05
CHILD WELFARE						
35 -000-1030	CASH IN BANK	89.64	0.08	0.00	89.72	89.64
35 -000-1040	CASH IN TEXPOOL	0.00	0.00	0.00	0.00	0.00
35 -000-1042	CASH IN TEXAS CL	8,081.42	14.35	0.00	8,095.77	8,081.88
	FUND 35 TOTAL	8,171.06	14.43	0.00	8,185.49	8,171.52
HISTORICAL COMMISSION						
36 -000-1030	CASH IN BANK	5.68	1,240.18	1,200.00CR	45.86	214.40
36 -000-1040	CASH IN TEX POOL	0.00	0.00	0.00	0.00	0.00
36 -000-1042	CASH IN TEXAS CL	33,432.31	1,259.53	0.00	34,691.84	33,589.07
	FUND 36 TOTAL	33,437.99	2,499.71	1,200.00CR	34,737.70	33,803.47
MEDIATION FUND						
37 -000-1030	CASH IN BANK	1,450.00	0.00	0.00	1,450.00	1,450.00
37 -000-1042	CASH IN TEXAS CL	0.00	0.00	0.00	0.00	0.00
	FUND 37 TOTAL	1,450.00	0.00	0.00	1,450.00	1,450.00
BRIDGE REPLACEMENT						
39 -000-1030	CASH IN BANK	25.00	50,000.00	50,000.00CR	25.00	6,476.61
39 -000-1042	CASH IN TEXAS CL	137,242.39	50,251.92	0.00	187,494.31	143,702.13
	FUND 39 TOTAL	137,267.39	100,251.92	50,000.00CR	187,519.31	150,178.74
HIGHWAY						
40 -000-1030	CASH IN BANK	21,965.81	60,008.59	450,619.00CR	368,644.60CR	60,938.46CR
40 -000-1042	CASH IN TEXAS CL	0.00	0.00	0.00	0.00	0.00
	FUND 40 TOTAL	21,965.81	60,008.59	450,619.00CR	368,644.60CR	60,938.46CR
ROAD & BRIDGE GEN NO. 1						
41 -000-1030	CASH IN BANK	320.63	531,069.59	527,960.83CR	3,429.39	61,408.60
41 -000-1040	CASH IN TEX POOL	15,773.74	25.61	0.00	15,799.35	15,774.57
41 -000-1042	CASH IN TEXAS CL	52,666.91	500,177.06	0.00	552,843.97	117,188.75
	FUND 41 TOTAL	68,761.28	1,031,272.26	527,960.83CR	572,072.71	194,371.92

		BEGINNING BALANCE	TOTAL DEBITS	TOTAL CREDITS	ENDING BALANCE	AVERAGE DAILY BALANCE
ROAD & BRIDGE GEN NO. 2						
42 -000-1030	CASH IN BANK	810.59	618,398.91	618,371.91CR	837.59	83,267.27
42 -000-1040	CASH IN TEXPOOL	16,022.37	25.99	0.00	16,048.36	16,023.21
42 -000-1042	CASH IN TEXAS CL	73,341.40	585,227.96	0.00	658,569.36	148,832.62
	FUND 42 TOTAL	90,174.36	1,203,652.86	618,371.91CR	675,455.31	248,123.10
ROAD & BRIDGE GEN NO. 3						
43 -000-1030	CASH IN BANK	216.69	449,248.34	448,810.20CR	654.83	50,602.82
43 -000-1040	CASH IN TEX POOL	25,184.96	40.85	0.00	25,225.81	25,186.28
43 -000-1042	CASH IN TEXAS CL	4,522.37	424,078.91	0.00	428,601.28	59,234.59
	FUND 43 TOTAL	29,924.02	873,368.10	448,810.20CR	454,481.92	135,023.69
ROAD & BRIDGE GEN NO. 4						
44 -000-1030	CASH IN BANK	558.21	747,560.93	746,460.39CR	1,658.75	80,485.20
44 -000-1040	CASH IN TEX POOL	10,289.09	16.69	0.00	10,305.78	10,289.63
44 -000-1042	CASH IN TEXAS CL	1,957.20	700,120.49	0.00	702,077.69	92,283.67
	FUND 44 TOTAL	12,804.50	1,447,698.11	746,460.39CR	714,042.22	183,058.50
ROAD & BRIDGE LATERAL RD						
45 -000-1030	CASH IN BANK	0.00	20,881.23	0.00	20,881.23	14,818.94
45 -000-1042	CASH IN TEXAS CL	0.00	0.00	0.00	0.00	0.00
	FUND 45 TOTAL	0.00	20,881.23	0.00	20,881.23	14,818.94
PCT#1 EQUIPMENT REPLACMNT						
50 -000-1030	CASH IN BANK	0.72	20,002.21	20,000.00CR	2.93	2,581.44
50 -000-1040	CASH IN TEX POOL	0.00	0.00	0.00	0.00	0.00
50 -000-1042	CASH IN TEXAS CL	1,466.38	20,005.94	0.00	21,472.32	4,047.22
	FUND 50 TOTAL	1,467.10	40,008.15	20,000.00CR	21,475.25	6,628.66
PCT#2 EQUIPMENT REPLACMNT						
51 -000-1030	CASH IN BANK	95.32	20,002.29	20,000.00CR	97.61	2,676.04
51 -000-1040	CASH IN TEX POOL	0.00	0.00	0.00	0.00	0.00
51 -000-1042	CASH IN TEXAS CL	2,713.46	20,008.18	0.00	22,721.64	5,294.37
	FUND 51 TOTAL	2,808.78	40,010.47	20,000.00CR	22,819.25	7,970.41

	BEGINNING BALANCE	TOTAL DEBITS	TOTAL CREDITS	ENDING BALANCE	AVERAGE DAILY BALANCE
PCT#3 EQUIPMENT REPLACMNT					
52 -000-1030 CASH IN BANK	9.41	20,002.22	20,000.00CR	11.63	2,590.13
52 -000-1040 CASH IN TEX POOL	0.00	0.00	0.00	0.00	0.00
52 -000-1042 CASH IN TEXAS CL	3,158.85	20,008.93	0.00	23,167.78	5,739.78
FUND 52 TOTAL	3,168.26	40,011.15	20,000.00CR	23,179.41	8,329.91
PCT#4 EQUIPMENT REPLACMNT					
53 -000-1030 CASH IN BANK	28.38	20,002.23	20,000.00CR	30.61	2,609.10
53 -000-1040 CASH IN TEX POOL	0.00	0.00	0.00	0.00	0.00
53 -000-1042 CASH IN TEXAS CL	82,378.72	20,149.55	0.00	102,528.27	84,964.19
FUND 53 TOTAL	82,407.10	40,151.78	20,000.00CR	102,558.88	87,573.29
CONSTRUCTION GRANTS					
55 -000-1030 CASH IN BANK	358.20CR	0.00	0.00	358.20CR	358.20CR
55 -000-1042 CASH IN TEXAS CL	0.00	0.00	0.00	0.00	0.00
55 -000-1050 CASH-COMMUNITY A	0.00	0.00	0.00	0.00	0.00
FUND 55 TOTAL	358.20CR	0.00	0.00	358.20CR	358.20CR
ABANDONED MOTOR VEHICLE					
57 -000-1030 CASH IN BANK	2,175.16	0.00	275.67CR	1,899.49	1,996.29
57 -000-1040 CASH IN TEXPOOL	0.00	0.00	0.00	0.00	0.00
57 -000-1042 CASH IN TEXAS CL	0.00	0.00	0.00	0.00	0.00
57 -000-1055 CASH IN BANK - A	2,890.12	0.00	0.00	2,890.12	2,890.12
FUND 57 TOTAL	5,065.28	0.00	275.67CR	4,789.61	4,886.41
COASTAL PROTECTION					
72 -000-1030 CASH IN BANK	195.05	0.17	0.00	195.22	195.06
72 -000-1042 CASH IN TEXAS CL	608,475.99	1,079.85	0.00	609,555.84	608,510.82
FUND 72 TOTAL	608,671.04	1,080.02	0.00	609,751.06	608,705.88
AIRPORT					
80 -000-1030 CASH IN BANK	386.90	136,149.56	136,500.00CR	36.46	18,163.92
80 -000-1032 CLEARING	0.00	0.00	0.00	0.00	0.00
80 -000-1040 CASH IN TEXPOOL	0.00	0.00	0.00	0.00	0.00
80 -000-1042 CASH IN TEXAS CL	21,353.32	136,560.74	0.00	157,914.06	38,968.18
FUND 80 TOTAL	21,740.22	272,710.30	136,500.00CR	157,950.52	57,132.10

	BEGINNING BALANCE	TOTAL DEBITS	TOTAL CREDITS	ENDING BALANCE	AVERAGE DAILY BALANCE
JAIL COMMISSARY					
81 -000-1030 CASH IN BANK	4,166.64	3.23	529.09CR	3,640.78	3,757.13
81 -000-1040 CASH IN TEXPOOL	0.00	0.00	0.00	0.00	0.00
81 -000-1042 CASH IN TEXAS CL	0.00	0.00	0.00	0.00	0.00
FUND 81 TOTAL	4,166.64	3.23	529.09CR	3,640.78	3,757.13
STATE FEES					
88 -000-1030 CASH IN BANK	98,605.82 *	39,859.77	84,099.69CR	54,365.90	104,167.83
88 -000-1042 CASH IN TEXAS CL	0.00	0.00	0.00	0.00	0.00
FUND 88 TOTAL	98,605.82	39,859.77	84,099.69CR	54,365.90	104,167.83
TRUST INVESTMENT					
89 -000-1020 CASH- WILBREEZE	0.00	0.00	0.00	0.00	0.00
89 -000-1030 CASH IN BANK	0.00 *	26,126.10	0.00	26,126.10	1,685.55
89 -000-1040 CASH IN TEXPOOL	28,599.01	46.37	0.00	28,645.38	28,600.51
89 -000-1042 CASH IN TEXAS CL	20,361.69	36.13	0.00	20,397.82	20,362.86
89 -000-1060 CASH IN BANK - M	0.00	0.00	0.00	0.00	0.00
FUND 89 TOTAL	48,960.70	26,208.60	0.00	75,169.30	50,648.92
DISTRICT CLERK RESRV ACCT					
90 -000-1030 CASH IN BANK	127,328.57	49.00	71,258.45CR	56,119.12	72,198.67
90 -000-1035 CASH IN BANK - N	0.00	0.00	0.00	0.00	0.00
90 -000-1040 CASH IN TEXPOOL	0.00	0.00	0.00	0.00	0.00
90 -000-1042 CASH IN TEXAS CL	0.00	0.00	0.00	0.00	0.00
FUND 90 TOTAL	127,328.57	49.00	71,258.45CR	56,119.12	72,198.67
FLOOD CONTROL - JC DRAIN					
92 -000-1030 CASH IN BANK	0.00	1,577.55	1,577.55CR	0.00	763.33
92 -000-1040 CASH IN TEXPOOL	0.00	0.00	0.00	0.00	0.00
92 -000-1042 CASH IN TEXAS CL	0.00	0.00	0.00	0.00	0.00
FUND 92 TOTAL	0.00	1,577.55	1,577.55CR	0.00	763.33
REPORT TOTALS	7,651,970.46 *	10,106,356.03	10,334,206.05CR	7,424,120.44	7,669,579.15
	=====	=====	=====	=====	=====

*Reflects transfers and adjustments processed after September 2019 report was prepared.

Pledge Security Listing

October 31, 2019

EL CAMPO, TX

ID	CUSIP	Description	Safekeeping Location	Safekeeping Receipt	Coupon	Maturity Date	Call Date	Moody	S&P	Fitch	ASC 320	Face Amount	Current Par	Current Book Value	Market Value	Gain(Loss)
JACKSON COUNTY																
4954	3141BCSG0	FNMA #MA3218	FHLB		3.00	12/01/2032		AAA	AA+	AAA	HTM	4,000,000	3,012,795.08	3,066,490.64	3,073,050.98	(13,439.66)
4992	3128MMX57	FHLMC #G18699	FHLB		4.00	06/01/2033		AAA	AA+	AAA	HTM	4,000,000	2,937,482.64	3,017,892.08	3,088,653.80	40,761.72
Total for JACKSON COUNTY												8,000,000	5,950,277.72	6,104,382.72	6,131,704.78	27,322.06

<u>INVESTMENTS</u>			09/30/2019				10/31/2019	
TexPool								
FUND	NAME	ACC'T #	BALANCE	INTEREST	DEPOSIT	WITHDRAW	BALANCE	
41	Road & Bridge Precinct #1	1100	15,773.74	25.61			15,799.35	
42	Road & Bridge Precinct #2	1200	16,022.37	25.99			16,048.36	
43	Road & Bridge Precinct #3	1300	25,184.96	40.85			25,225.81	
44	Road & Bridge Precinct #4	1400	10,289.09	16.69			10,305.78	
10	General	1500	258,759.69	420.08			259,179.77	
28	Library - Memorial Fund	2800	6,018.43	9.79		50.00	5,978.22	
89	Rojas Seizure	7210	11,454.64	18.60			11,473.24	
89	Binning Heirs Trust Cause #4563	7406	2,333.65	3.75			2,337.40	
89	Cordele Church & Cemetery	7502	5,842.24	9.49			5,851.73	
89	Callis Receivership	7504	8,968.48	14.53			8,983.01	
TOTAL IN TEXPOOL			360,647.29	585.38	0.00	50.00	361,182.67	
Standard & Poor Global rating			AAAm				AAAm	
AVERAGE INTEREST RATE			2.1635%				1.9115%	
Texas CLASS			ACC'T #	BALANCE	INTEREST	DEPOSIT	WITHDRAW	BALANCE
10	General	0001	4,345,349.76	7,021.71	9,330.94	3,000,000.00		1,361,702.41
12	Permanent Improvement	0012	884,383.84	1,592.99	199,000.00	17,500.00		1,067,476.83
15	Commissary Telephone	0015	19,700.00	35.43	3,000.00		35.43	22,700.00
17	District Attorney Hot Check	0017	7,200.00	12.77			12.77	7,200.00
19	Forfeiture - District Attorney	0019	295,582.68	523.98			1,300.00	294,806.66
21	Forfeiture - Sheriff	0021	53,196.58	94.43				53,291.01
23	Technology	0023	2,098.00	2.84			2,002.84	98.00
25	Juvenile Probation Grants	0025	526.79	6.61	34,000.00			34,533.40
26	Law Library	0026	8,300.00	14.89	1,000.00		14.89	9,300.00
27	LEOSE	0027	2,775.00	4.94			4.94	2,775.00
28	Library - Memorial Fund	0028	52,452.76	93.10				52,545.86
29	Records Management - County Clerk	0029	123,005.92	215.71			4,800.00	118,421.63
30	Records Management - County	0030	5,112.25	7.26			4,100.00	1,019.51
31	Records Management - District Clerk	0031	11,575.00	20.51			20.51	11,575.00
32	Security	0032	1,200.00	1.93			501.93	700.00
35	Child Welfare	0035	8,081.42	14.35				8,095.77
36	Historical Commission	0036	33,432.31	59.53	1,200.00			34,691.84
39	Bridge Replacement	0039	137,242.39	251.92	50,000.00			187,494.31
41	Road & Bridge Precinct #1	0041	52,666.91	177.06	500,000.00			552,843.97

	Texas CLASS	ACC'T #	BALANCE	INTEREST	DEPOSIT	WITHDRAW	BALANCE
42	Road & Bridge Precinct #2	0042	73,341.40	227.96	585,000.00		658,569.36
43	Road & Bridge Precinct #3	0043	4,522.37	78.91	424,000.00		428,601.28
44	Road & Bridge Precinct #4	0044	1,957.20	120.49	700,000.00		702,077.69
50	Road & Bridge Precinct #1 Equipment Replacement	0050	1,466.38	5.94	25,000.00	5,000.00	21,472.32
51	Road & Bridge Precinct #2 Equipment Replacement	0051	2,713.46	8.18	20,000.00		22,721.64
52	Road & Bridge Precinct #3 Equipment Replacement	0052	3,158.85	8.93	20,000.00		23,167.78
53	Road & Bridge Precinct #4 Equipment Replacement	0053	82,378.72	149.55	20,000.00		102,528.27
72	Coastal Impact Assistance	0072	608,475.99	1,079.85			609,555.84
80	Airport	0080	21,353.32	60.74	136,500.00		157,914.06
89	Mendoza SO Seizure	2389	7,640.56	13.55			7,654.11
89	Garza SO Seizure	3389	12,721.13	22.58			12,743.71
	TOTAL IN TEXAS CLASS		6,863,610.99	11,928.64	2,728,030.94	3,035,293.31	6,568,277.26
	Standard & Poor Global rating		AAAm				AAAm
	AVERAGE INTEREST RATE		2.2000%				2.0900%
10	Transfer Station Certificate of Deposit	Prosperity	18,227.72				18,227.72
	INTEREST RATE		1.5000%				1.5000%
10	Depository Money Market	Prosperity	76,332.71	866.83	600,000.00	100,000.00	577,199.54
	AVERAGE INTEREST RATE		2.1200%				2.1200%
	Depository Bank Account Interest	Prosperity		276.51			
	Cafeteria (Flexible Spending) Account	Prosperity	18,039.65			2,220.85	15,818.80

This report is presented in accordance with provisions of Texas Government Code §2256.023, the Public Funds Investment Act. The investments held in the Jackson County portfolio comply with the Public Funds Investment Act and the County's investment policy and strategies.

This report is true and correct to the best of my knowledge and belief according to the records of this office.



Mary Horton, CCT, CIO